

Over 5000 VXI cards and mainframes in stock. 1000's of pieces of Test Equipment in stock.



Looking for Test Equipment?
Visit us on the web at
www.recycledequipment.com

Recycled Equipment buys, sells, and repairs VXI cards, VXI mainframes and Test Equipment. We have tens of thousands of pieces of Electronic Test Equipment and one of the worlds largest selections of VXI cards. We have VXI cards by almost every manufacture; from Agilent to Ziatech. **Every item on our website is IN STOCK and ready to ship with in 24 hours.**

Sell your equipment for cash

Recycled Equipment is interested in buying your surplus equipment! Call us today at **(410)685-1997** or email to **recycled@usimperio.com**

Sell your equipment on consignment

Recycled Equipment can sell your equipment on consignment. This allows you to get retail prices for your equipment with out the hassle.

(410)685-1997 sales@recycledequipment www.recycledequipment.com

Single-Output 80-100 W GPIB



6631B - 6634B

- Fast, low-noise outputs
- Programmable active down-programmer sinks the full rated current
- Dual-range, precision low current measurement
- Optional isolation and polarity reversal relays
- Built-in measurements and advanced programmable features
- Protection features to ensure DUT safety

Specifications

(at 0° to 55° C unless otherwise specified)

	6631B	6632B	6633B	6634B
Number of outputs	1	1	1	1
GPIB	Yes	Yes	Yes	Yes
Output ratings				
Voltage	0 to 8 V	0 to 20 V	0 to 50 V	0 to 100 V
Current	0 to 10 A	0 to 5 A	0 to 2 A	0 to 1 A
Programming accuracy at 25°C ±5°C				
Voltage	5 mV	10 mV	20 mV	50 mV
+ Current	0.05% +	4 mA	2 mA	1 mA
Ripple and noise (20 Hz to 20 MHz, with outputs ungrounded or with either terminal grounded)				
Voltage Normal mode	rms	0.3 mV	0.3 mV	0.5 mV
	peak-to-peak	3 mV	3 mV	3 mV
Fast mode	rms	1 mV	1 mV	1 mV
	peak-to-peak	10 mV	10 mV	15 mV
Current	rms	3 mA	2 mA	2 mA
DC measurement accuracy via GPIB or front panel meters with respect to actual output at 25°C ±5°C				
Voltage	0.03% +	2 mV	3 mV	6 mV
Low current range	-20 mA to +20 mA	0.1% +	2.5 µA	2.5 µA
High current range	+20 mA to +rated I	0.2% +	1 mA	0.5 mA
	-20 mA to -rated I	0.2% +	1.6 mA	1.1 mA
Load regulation				
Voltage	2 mV	2 mV	4 mV	5 mV
Current	2 mA	1 mA	1 mA	1 mA
Line regulation				
Voltage	0.5 mV	0.5 mV	1 mV	1 mV
Current	1 mA	0.5 mA	0.25 mA	0.25 mA
Transient response time	Less than 100 µs (50 µs in the fast mode) for the output voltage to recover to its previous level (within 0.1% of the voltage rating of the supply or 20 mV) following any step change in load current of up to 50% of the output current rating of the supply.			

This series of linear-regulated 80-100 W DC power supplies is designed to maximize the throughput of DUTs through the manufacturing test process. Both programming and measurement are optimized for speed. The active downprogrammer can sink up to the full rated current of the power supply, which quickly brings the power supply output to zero volts. The 6630B Series offers many advanced programmable features including stored states and status reporting. Programming is done using industry standard SCPI commands via the GPIB or RS-232. Test system integration is further simplified by using the *VXIPlug&Play* drivers. The optional relays simplify system design and troubleshooting.

The optional front panel binding posts make the 6630B Series convenient on the R&D lab bench. The built-in microamp measurement system helps the engineer to easily and accurately monitor the output voltage and current without a complicated test setup.

Application Notes:

10 Practical Tips You Need to Know About Your Power Products
5965-8239E

10 Hints for Using Your Power Supply to Decrease Test Time
5968-6359E

Understanding Linear Power Supply Operation (AN1554)
5989-2291EN

More detailed specifications at www.agilent.com/find/6630

Single-Output: 80-100 W GPIB (Continued)

Specifications

(at 0° to 55° C unless otherwise specified)

6631B	6632B	6633B	6634B
-------	-------	-------	-------

Supplemental Characteristics for all model numbers

DC Floating Voltage: Output terminals can be floated up to ±240 Vdc maximum from chassis ground

Remote Sensing: Up to two volts dropped in each load lead. Add 2 mV to the voltage load regulation specification for each one volt change in the positive output lead due to load current change.

Command-Processing Time: Average time required for the output voltage to begin to change following receipt of digital data is 4 ms for the power supplies connected directly to the GPIB. (Display disabled).

Output-Programming Response Time: The rise and fall time (10/90% and 90/10%) of the output voltage is less than 2 ms (400 μs in fast mode). The output voltage change settles within 1 LSB (0.025% x rated voltage) of final value in less than 6 ms (2 ms in the fast mode).

GPIB Interface Capabilities: IEEE-488.2, SCPI command set and 6630A Series programming compatibility

Software Driver: VXIPlug&Play

Measurement Time: Average time to make a voltage or current measurement is 50 ms.

Input Power (full load): 3.5 A, 250 W

Regulatory Compliance: Complies with EMC directive 89/336/EEC (ISM 1B).

Warranty Period: One year

Size: 425.5 mm W x 88.1 mm H x 364.4 mm D (16.8 in x 3.5 in x 14.3 in).

Weight: Net, 12.7 kg (28 lb) net; 15.0 kg (33 lb) shipping

Supplemental Characteristics

(Non-warranted characteristics determined by design and useful in applying the product)

Average programming resolution	6631B	6632B	6633B	6634B
Voltage	2 mV	5 mV	12.5 mV	25 mV
Current	2.5 mA	1.25 mA	0.5 mA	0.25 mA
Sink current	10 A	5 A	2 A	1 A
Sink current tracking				
SCPI mode	0.4% + 4 mA	0.4% + 2 mA	0.4% + 1 mA	0.4% + 0.5 mA
Compatibility mode	-500 mA	-250 mA	-100 mA	-50 mA
Minimum current in constant current mode*	40 mA	20 mA	8 mA	4 mA

*When programming in the 6630A Series language compatibility mode.

Ordering Information

Opt 100 87 to 106 Vac, 47 to 63 Hz

Opt 120 104 to 127 Vac, 47 to 63 Hz

Opt 220 191 to 233 Vac, 47 to 63 Hz

Opt 230 207 to 253 Vac, 47 to 63 Hz

Opt 020 Front-panel Binding Posts (N/A on 6631B)

Opt 760 Isolation and Reversal Relays, only available at time of order (N/A on 6631B)

* **Opt 1CM** Rack-mount Kit, p/n 5063-9212

* **Opt 1CP** Rack-mount Kit with Handles, p/n 5063-9219

Opt 0L1 Full documentation on CD-ROM, and printed standard documentation package

Opt 0L2 Extra copy of standard printed documentation package

Opt 0B0 Full documentation on CD-ROM only

Opt 0B3 Service Manual

* Support rails required

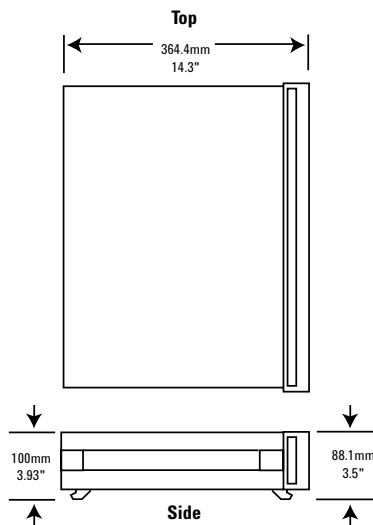
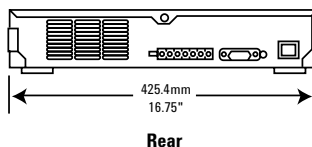
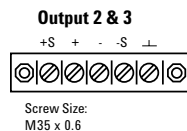
Accessories

p/n 1494-0060 Rack Slide Kit

E3663AC Support rails for Agilent rack cabinets

Agilent Models: 6631B, 6632B, 6633B, 6634B

Terminal Strip Detail



More detailed specifications at www.agilent.com/find/6630

**Your Requested Excerpt from the
Agilent System and Bench Instruments Catalog 2006**

The preceding page(s) are an excerpt from the 2006 System and Bench Instruments Catalog. We hope that these pages supply the information that you currently need. If you would like to have further information about the extensive selection of Agilent DC power supplies, please visit www.agilent.com/find/power to print a copy of the complete catalog, or to request that a copy be sent to you. You will also find a lot of other useful information on this Web site.

In the full System and Bench Instruments Catalog, you will find that Agilent offers much more than DC power supplies. This catalog contains detailed technical and application information on digital multimeters, DC power supplies, arbitrary waveform generators, and many more instruments. If you need basic, clean, power for your lab bench, it's there. In each power product category we have also integrated the capabilities you need for a complete power solution, including extensive measurement and analysis capabilities.

Please give us a call at your local Agilent Technologies sales office, or call a regional office listed, for assistance in choosing or using Agilent power products.

Keep up to date with Agilent's Test and Measurement Email Updates

As an Email Update subscriber, you will receive periodic customized email updates that match the areas of interest that you have specified. Your update will include products and services, applications and support information, events and promotions. Sign up today at www.agilent.com/find/emailupdates. Check off DC power supplies, AC power sources or electronic loads on your registration form, and we will promptly let you know what's new in power products. Our Privacy Statement at www.agilent.com/go/privacy describes our commitment to you regarding your privacy.

www.agilent.com

For more information on Agilent Technologies' products, applications or services, please contact your local Agilent office. The complete list is available at:

www.agilent.com/find/contactus

Phone or Fax

United States:

(tel) 800 829 4444

(fax) 800 829 4433

Canada:

(tel) 877 894 4414

(fax) 800 746 4866

China:

(tel) 800 810 0189

(fax) 800 820 2816

Europe:

(tel) 31 20 547 2111

Japan:

(tel) (81) 426 56 7832

(fax) (81) 426 56 7840

Korea:

(tel) (080) 769 0800

(fax) (080) 769 0900

Latin America:

(tel) (305) 269 7500

Taiwan:

(tel) 0800 047 866

(fax) 0800 286 331

Other Asia Pacific Countries:

(tel) (65) 6375 8100

(fax) (65) 6755 0042

Email: tm_ap@agilent.com

Contacts revised: 09/26/05

Product specifications and descriptions in this document subject to change without notice.

© Agilent Technologies, Inc. 2006
Printed in the USA, February 8, 2006

